



UniSR
Università Vita-Salute
San Raffaele



I.R.C.C.S. Ospedale
San Raffaele
Gruppo San Donato



AORTIC SURGERY

PERIPHERAL & VENOUS

H T D I

HOW TO DO IT

2024

11th INTERNATIONAL CONGRESS

SCIENTIFIC PROGRAM

Chairmen

Roberto Chiesa, Germano Melissano

Ospedale San Raffaele, Milano

Università Vita-Salute San Raffaele, Milano

WEDNESDAY, DECEMBER 11TH

MORNING



AFTERNOON



THURSDAY, DECEMBER 12TH

MORNING



AFTERNOON



FRIDAY, DECEMBER 13TH

MORNING



AFTERNOON



MILANO - ITALY

DECEMBER 11th - 13th, 2024

www.aorticsurgery.it



◀ **HOME**

08.00-08.57	SESSION 1 Superficial venous Moderators: Edoardo Cervi Andrea Gaggiano Aleksandra Jaworucka-Kaczorowska
08.01	Edited Video Case Sclerotherapy with superfoam Presenter: Enric Roche 
08.06	High intensity focused ultrasound (HIFU) for the treatment of varicose veins and venous leg ulcers Speaker: Rubén Rodríguez Carvajal
08.12	Factors influencing recurrences after radiofrequency thermal ablation Speaker: Vincenzo Ardita
08.18	Randomized clinical trial comparing cyanoacrylate glue closure with thermal ablation and surgical stripping Speaker: Manj S. Gohel
08.24	Social impact of sclerotherapy for complicated varicose veins Speaker: Marcelo Liberato de Moura
08.30	Sclerotherapy with dense polidocanol foam in saphenous and tributary veins. Long-term results Speaker: Federico Araujo Oliveira
08.36-08.44	Discussion
08.45-08.57	Keynote Lecture ARMANDO MANSILHA Should GSV/SSV tributaries be always treated in truncal vein ablation/removal?



- Keynote Lecturers are allowed 12 minutes for their lecture.
- Speakers are allowed 5 minutes for their talk.
- Presenters are allowed 4 minutes for their edited video case.



◀ **HOME**

09.00-10.07	SESSION 2 Pelvic venous disorders Moderators: Domenico Baccellieri Houman Jalaie Mattia Mirandola
09.01	Edited Video Case Pelvic vein embolization Presenter: Suat Doganci 
09.06	Pelvic congestion syndrome - diagnosis and treatment strategies Speaker: Benjamin Chua
09.12	Gonadal vein and pelvic venous reservoir embolization Speaker: Marald Wikkeling
09.18	Optimal technique for sclerotherapy of vulval varicosities Speaker: Aleksandra Jaworucka-Kaczorowska
09.24	Embolization techniques for erectile dysfunction Speaker: Rubén Rodríguez Carvajal
09.30	Open surgery is still the gold standard for nutcracker syndrome Speaker: Alejandro Rodríguez Morata
09.36	Outcomes of left renal vein stenting in patients with nutcracker syndrome Speaker: Efthymios Avgerinos
09.42-09.54	Discussion
09.55-10.07	Keynote Lecture YOUNG M. ERBEN Treatment of nutcracker syndrome with open and endovascular interventions



- Keynote Lecturers are allowed 12 minutes for their lecture.
- Speakers are allowed 5 minutes for their talk.
- Presenters are allowed 4 minutes for their edited video case.



◀ **HOME**


10.10-11.12	<p>SESSION 3 Deep vein thrombosis Moderators: Efthymos Avgerinos Paolo Zamboni TDB</p>
10.11	<p>Edited Video Case Single session thrombectomy for extensive femoro-ilio-caval DVT Presenter: Michael Lichtemberg</p> 
10.16	<p>Cather directed interventions for pulmonary embolism Speaker: Rabih Chaer</p>
10.22	<p>Thromboaspiration in pulmonary embolism Speaker: Denis Rossato</p>
10.28	<p>Venous thromboembolization pharmacological treatment: what is new in 2024? Speaker: Eduardo Ramacciotti</p>
10.34	<p>Thrombolysis and thromboaspiration for DVT Speaker: Jos C. van den Berg</p>
10.40	<p>Computed assisted vacuum thrombectomy for DVT Speaker: Stefano Barco</p>
10.46	<p>Anatomical disease classification to optimize decision making and outcomes for deep venous recanalization procedures Speaker: Houman Jalaie</p>
10.52-10.59	<p>Discussion</p>
11.00-11.12	<p>Keynote Lecture ENRICO ASCHER Fast-track protocol for extensive acute venous thrombosis: from the common iliac to the popliteal vein</p>



- Keynote Lecturers are allowed 12 minutes for their lecture.
- Speakers are allowed 5 minutes for their talk.
- Presenters are allowed 4 minutes for their edited video case.



◀ **HOME**


11.15-12.17	SESSION 4 Compressive venous disease Moderators: Alessia Giaquinta Dimitrios Kontothanassis Michael Lichtemberg
11.16	Edited Video Case Stenting for May-Thurner syndrome Presenter: Rubén Rodríguez Carvajal 
11.21	Technical approach to venous stenting in non-thrombotic iliac vein lesions patient Speaker: Suat Doganci
11.27	Pregnancy and venous stenting Speaker: Mert Dumantepe
11.33	The role of IVUS in non-thrombotic iliac vein lesions Speaker: Mattia Mirandola
11.39	Endovascular treatment of venous occlusion: from May-Thurner to hypoplasia of the IVC Speaker: Jos C. van den Berg
11.45	When and how to manage patients presenting with acute DVT and underlying culprit lesion Speaker: Efthymios Avgerinos
11.51	The need of a new dedicated caval stent Speaker: Stephen A. Black
11.57-12.04	Discussion
12.05-12.17	Keynote Lecture MANJ S. GOHEL Treatment of non-thrombotic iliac vein lesions in C3-C6 disease is supported by clinical evidence



- Keynote Lecturers are allowed 12 minutes for their lecture.
- Speakers are allowed 5 minutes for their talk.
- Presenters are allowed 4 minutes for their edited video case.



◀ **HOME**

12.20-13.17	SESSION 5 Post-thrombotic syndrome Moderators: Mert Dumantepe Maurizio Ronconi Pierfrancesco Veroux
12.21	Edited Video Case Treatment of chronic ilio-caval occlusion Presenter: Nicola Favia 
12.26	Different stents for different anatomies Speaker: Michael Lichtemberg
12.32	Primary and invasive ilio-caval tumors – what do the current vascular techniques have to offer in this challenging cases? Speaker: Arno von Ristow
12.38	Different approaches to improve the inflow in PTS patients Speaker: Domenico Baccellieri
12.44	Quality of life after stenting for iliofemoral venous obstruction: a randomised controlled trial Speaker: Houman Jalaie
12.50	The impact of chronic ilio-caval occlusion on patients cardiac function Speaker: Stefano Barco
12.56-13.04	Discussion
13.05-13.17	Keynote Lecture STEPHEN A. BLACK Maintenance of stent patency for the life of a patient
13.20-14.14	LUNCH



- Keynote Lecturers are allowed 12 minutes for their lecture.
- Speakers are allowed 5 minutes for their talk.
- Presenters are allowed 4 minutes for their edited video case.



◀ **HOME**

14.15-15.27	<p>SESSION 6 Classic vs new vascular techniques Moderators: Mohamed Hosny Irene Morelli Andrea Stella</p>
14.16	<p>Edited Video Case Upper arm vascular access for hemodialysis: tips & tricks Presenter: Matteo Bossi</p> 
14.21	<p>Below the knee stenting in chronic limb-threatening ischemia: from bail out to primary strategy Speaker: Marco Manzi</p>
14.27	<p>Recent advancements in vascular access surgery Speaker: Matteo Tozzi</p>
14.33	<p>Disease specific stent in the treatment of long SFA occlusion Speaker: Gianbattista Parlani</p>
14.39	<p>Is there still a role for the chimney technique in pararenal aortic aneurysm? Speaker: Filippo Benedetto</p>
14.45	<p>Experimental study on a sutureless and clampless side arterio-prosthetic anastomotic device Speaker: Yves S. Alimi</p>
14.51	<p>Advantages of new generation fenestrated endografts Speaker: Sonia Ronchey</p>
14.57	<p>Techniques for orbital atherectomy Speaker: Mariano Palena</p>
15.03-15.14	<p>Discussion</p>
15.15-15.27	<p>Keynote Lecture JANET POWELL A core outcome set for AAA repair</p>



- Keynote Lecturers are allowed 12 minutes for their lecture.
- Speakers are allowed 5 minutes for their talk.
- Presenters are allowed 4 minutes for their edited video case.



◀ **HOME**


15.30-16.32	SESSION 7 Peripheral arterial disease Moderators: Benjamin Chua Stefano Pirrelli Carlo Setacci
15.31	Edited Video Case Open distal and ultra-distal revascularization, including extreme solutions for no option patients Presenter: Gonçalo Cabral
15.36	The rational of usage of drug eluting technologies: the Catania experience Speaker: Alessia Giaquinta
15.42	Treatment of pediatric Takayasu disease Speaker: James Tunnicliffe
15.48	Update on the management of no-option peripheral artery disease Speaker: Stefano Bartoli
15.54	The end of the smoking era – what next for vascular patients? Speaker: Michael Jenkins
16.00	Surgical deep vein arterialization for no-option critical limb ischemia patients Speaker: Francesco Stilo
16.06	36-month update and health economic snapshot Zilverpass Study Speaker: Gianmarco de Donato
16.12-16.19	Discussion
16.20-16.32	Keynote Lecture EDUARDO RAMACCIOTTI Update in anticoagulant and antiplatelet therapy for peripheral arterial disease



- Keynote Lecturers are allowed 12 minutes for their lecture.
- Speakers are allowed 5 minutes for their talk.
- Presenters are allowed 4 minutes for their edited video case.



◀ **HOME**

16.35-17.37	<p>SESSION 8 Vascular trauma and other aortic topics Moderators: Luca di Marzo Paolo Frigatti Carlos Timaran</p>
16.36	<p>Edited Video Case Update on management of traumatic aortic injury Presenter: Ali Azizzadeh</p> 
16.41	<p>Management of catastrophic iatrogenic vascular injuries in abdominal and pelvic surgery Speaker: Morad Sallam</p>
16.47	<p>Addressing health inequity with the WARRIORS trial (early EVAR vs surveillance for small AAA in women) Speaker: Janet Powell</p>
16.53	<p>Is EVAR perioperative mortality the wrong measure of quality? - It's time for a new approach Speaker: Ian Loftus</p>
16.59	<p>Non atherosclerotic aneurysms Speaker: Michel S. Makaroun</p>
17.05	<p>Outcomes of leaving the celiac trunk without a stent during 4 vessel fenestrated repair Speaker: Timothy Resch</p>
17.11	<p>The vascular surgeon in oncologic surgery Speaker: Pedro Amorim</p>
17.17-17.24	<p>Discussion</p>
17.25-17.37	<p>Keynote Lecture ERICA MITCHELL Modern management of vascular trauma</p>



- Keynote Lecturers are allowed 12 minutes for their lecture.
- Speakers are allowed 5 minutes for their talk.
- Presenters are allowed 4 minutes for their edited video case.



◀ **HOME**


17.40-18.52	SESSION 9 Arterial topics Moderators: Ronald L. Dalman Gianfranco Fadda Arnaldo Ippoliti
17.41	Edited Video Case Thoraco-abdominal aneurysm repair in Oslo Presenter: Beate R. Lindberg 
17.46	A hybrid approach to the treatment of large popliteal artery aneurysms Speaker: Enrico Ascher
17.52	Improving the outcomes of patients with acute mesenteric ischemia Speaker: Rabih Chaer
17.58	Endovascular treatment of hostile necks with standard endograft Speaker: Paolo Frigatti
18.04	Update on randomized trial for SMA stenting of visceral ischemia Speaker: Timothy Resch
18.10	Risk stratification for SCI after endovascular thoraco-abdominal repair using sarcopenia and AS-score Speaker: Tilo Kölbel
18.16	Sarcopenia in open aortic abdominal repair Speaker: Enrico Rinaldi
18.22	F/B-EVAR: choosing the right bridging stent Speaker: Andrea Kahlberg
18.28-18.39	Discussion
18.40-18.52	Keynote Lecture HENCE VERHAGEN Dealing with sac growth after EVAR: should we treat Type 2 EL, extend the sealing zone with FEVAR or is there something else going on?



- Keynote Lecturers are allowed 12 minutes for their lecture.
- Speakers are allowed 5 minutes for their talk.
- Presenters are allowed 4 minutes for their edited video case.



◀ **HOME**


08.00-09.02	<p>SESSION 10 Complications prevention & management Moderators: Stefano Bonardelli Francesco Talarico Hence Verhagen</p>
08.01	<p>Edited Video Case Aortic graft infections: what is the best treatment? Presenter: Franco Grego</p> 
08.06	<p>Lessons learned from 100 aortic graft infections Speaker: Morad Sallam</p>
08.12	<p>A tailored approach for prevention of Type II EL in EVAR Speaker: Gianluca Faggioli</p>
08.18	<p>Starting a complex aortic program in a resource-constrained environment Speaker: James Tunncliffe</p>
08.24	<p>The role of open surgery as both an adjunct and bailout for branched and fenestrated procedures Speaker: Bijan Modarai</p>
08.30	<p>Resolving the challenges of EVAR related thrombosis with new technologies Speaker: Mauro Gargiulo</p>
08.36	<p>Prevention of incisional hernia in major abdominal surgery Speaker: Michele Carlucci</p>
08.42-08.49	<p>Discussion</p>
08.50-09.02	<p>Keynote Lecture ANDERS WANHAINEN Treatment of aortic graft/stent graft infections: results from a large national cohort study, including the management of infected fenestrated/branched arch/TAAA stent grafts</p>



- Keynote Lecturers are allowed 12 minutes for their lecture.
- Speakers are allowed 5 minutes for their talk.
- Presenters are allowed 4 minutes for their edited video case.



◀ **HOME**


09.05-10.07	<p>SESSION 11 Arch and thoraco-abdominal aortic aneurysm Moderators: Roberto Di Bartolomeo Heinz Jakob Valerio Tolva</p>
09.06	<p>Edited Video Case Aortic arch endografting with inverted branches Presenter: Marcelo Ferreira</p> 
09.11	<p>Evergreen trial: preliminary outcomes of a prospective trial using double homemade fenestrated stent-graft for total endovascular repair of the aortic arch Speaker: Ludovic Canaud</p>
09.17	<p>FEVAR and BEVAR after aortic arch surgical repair Speaker: Raffaele Pulli</p>
09.23	<p>Aortic arch multibranchend endografts are not harmless! Patterns suggesting complications and ways to avoid them Speaker: Nikolaos Tsilimparis</p>
09.29	<p>Preferred options for arch aneurysms Speaker: Joseph S. Coselli</p>
09.35	<p>A minimally invasive approach for treating thoracic aortic pathologies Speaker: Pierfrancesco Veroux</p>
09.41	<p>Landing zone zero for TEVAR: the ultimate options Speaker: José Fernando Teixeira</p>
09.47-09.54	<p>Discussion</p>
09.55-10.07	<p>Keynote Lecture FRANCESCO MAISANO Surgical and trans-catheter valve interventions: from index to lifetime management</p>



- Keynote Lecturers are allowed 12 minutes for their lecture.
- Speakers are allowed 5 minutes for their talk.
- Presenters are allowed 4 minutes for their edited video case.



◀ **HOME**

10.10-11.12	<p>SESSION 12 Complex aortic procedures Moderators: Gaetano Lanza Michel S. Makaroun Maurizio Taurino</p>
10.11	<p>Edited Video Case Complex endovascular treatment of aortic disease: branched TAAA Presenter: Tomasz Jakimowicz</p> 
10.16	<p>Impact of fenestration size on outcomes Speaker: Mark A. Farber</p>
10.22	<p>Impact of bridging stent design in complex aortic procedures Speaker: Michele Antonello</p>
10.28	<p>Modern management of ruptured abdominal aortic aneurysms Speaker: Benjamin Starnes</p>
10.34	<p>The US experience of an off-the-shelf PTFE single branch endograft for aortic arch disease Speaker: Gustavo S. Oderich</p>
10.40	<p>Unibody bifurcated fenestrated and branched endografts: an efficient and cost-effective way to treat complex aortic aneurysms Speaker: Carlos Timaran</p>
10.46	<p>Standardized fenestrated PMEG for complex abdominal aortic aneurysms Speaker: Michele Piazza</p>
10.52-10.59	<p>Discussion</p>
11.00-11.12	<p>Keynote Lecture JAMES BLACK Open and endo options for patient with genetic aortopathies</p>



- Keynote Lecturers are allowed 12 minutes for their lecture.
- Speakers are allowed 5 minutes for their talk.
- Presenters are allowed 4 minutes for their edited video case.



◀ **HOME**


11.15-11.54 **INAUGURATION CEREMONY**

11.15-11.43 **WELCOMING ADDRESSES**

11.44-11.54 Honorary Lecture
STEPHEN GREENHALGH
The history of vascular surgery that I've witnessed



◀ **HOME**

11.55-12.57	<p>SESSION 13 Aortic dissection Moderators: Joseph S. Coselli Nicola Mangialardi Giovanni Pratesi</p>
11.56	<p>Edited Video Case Management of the root in aortic dissection Presenter: Davide Pacini</p> 
12.01	<p>Entry and re-entry tear orientated repair of acute Type A dissection Speaker: Aung Ye Oo</p>
12.07	<p>Late worst outcome (10 years) of the Type B – thoracic aortic dissection is associated with increased metabolic activity identified by PET/CT Speaker: Natzi Sakalihasan</p>
12.13	<p>The SUNDAY trial – Scandinavian trial on uncomplicated Type B dissection therapy Speaker: Kevin Mani</p>
12.19	<p>Advantages and limitations of transcatheter electrosurgical septotomy for post-dissection TAAA Speaker: Carlos Timaran</p>
12.25	<p>Normothermic frozen elephant trunk Speaker: Marco Di Eusanio</p>
12.31	<p>The Lobato technique for complicated acute Type B aortic dissection with thoraco-abdominal aortic aneurysm and total true lumen occlusion of the infrarenal aorta Speaker: Armando C. Lobato</p>
12.37-12.44	<p>Discussion</p>
12.45-12.57	<p>Keynote Lecture JOSEPH V. LOMBARDI Using the new SVS/STS reporting standards, how has that changed our definition of uncomplicated and how are high risk features helping management?</p>
13.00-13.44	<p>LUNCH</p>



- Keynote Lecturers are allowed 12 minutes for their lecture.
- Speakers are allowed 5 minutes for their talk.
- Presenters are allowed 4 minutes for their edited video case.



◀ **HOME**


13.45-14.47	SESSION 14 Aortic arch & dissection Moderators: Ottavio Alfieri John A. Elefteriades Mauro Gargiulo
13.46	Edited Video Case Synchronous repair for acute Type A aortic dissection and abdominal rupture of normal aorta: a challenging case Presenter: Gabriele Piffaretti
13.51	Neurological complications after surgery for Type A aortic dissection Speaker: Manoj Kuduvalli
13.57	Retrograde dissection after TEVAR for Type B aortic dissection Speaker: Davide Pacini
14.03	The new device for aortic arch reconstruction and clinical practice Speaker: Chang Shu
14.09	Management of LSA and aberrant vertebral artery in aortic arch surgery Speaker: Aung Ye Oo
14.15	How can we deal with distal sealing in aortic dissections? Speaker: Jean-Marc Alsac
14.21	A more biocompatible approach to fix local aortic defects with a patch: work in progress Speaker: Vicente Rimbau
14.27-14.34	Discussion
14.35-14.47	Keynote Lecture MARTIN CZERNY The 2024 EACTS/STS guidelines on acute and chronic diseases of the organ aorta



- Keynote Lecturers are allowed 12 minutes for their lecture.
- Speakers are allowed 5 minutes for their talk.
- Presenters are allowed 4 minutes for their edited video case.



◀ **HOME**

14.50-15.52	<p>SESSION 15 Aortic dissection (STABILISE technique) Moderators: Joseph V. Lombardi Giovanni Rossi Santi Trimarchi</p>
14.51	<p>Edited Video Case Multistep hybrid approach to chronic dissecting thoraco-abdominal aneurysms Presenter: Paolo Frigatti</p> 
14.56	<p>Volumetric analysis in primary and residual Type B aortic dissection after endovascular treatment Speaker: Alessandro Molinari</p>
15.02	<p>The impact of the STABILISE technique on the patency of the spinal arteries Speaker: Luis Mendes Pedro</p>
15.08	<p>Contemporary outcomes from aortic dissection are poor and demand centralisation of care Speaker: Ian Loftus</p>
15.14	<p>Unfavourable outcomes of medical treatment of acute Type B aortic dissection: when and why Speaker: Fabio Verzini</p>
15.20	<p>Treatment of acute potentially complicated dissections, some of them with STABILISE technique Speaker: Igor Koncar</p>
15.26	<p>The STABILISE registry Speaker: Daniele Mascia</p>
15.32-15.39	<p>Discussion</p>
15.40-15.52	<p>Keynote Lecture FIRAS F. MUSSA IMPROVE-AD: 10000 scans later. AI, CFD, and 4D MR/CT: how imaging substudy will change the way we treat all aortic disease</p>



- Keynote Lecturers are allowed 12 minutes for their lecture.
- Speakers are allowed 5 minutes for their talk.
- Presenters are allowed 4 minutes for their edited video case.



◀ **HOME**


15.55-16.57	SESSION 16 Organ protection Moderators: Dittmar Böckler Diletta Loschi Felice Pecoraro
15.56	Edited Video Case EVAR with CO2-angiography only for kidney injury prevention Presenter: Stefano Michelagnoli
16.01	Spinal cord injury prevention Speaker: Gustavo S. Oderich
16.07	Preservation of the hypogastric arteries in complex aortic procedures Speaker: Fiona Rohlfss
16.13	Minimize the occurrence of spinal cord ischemia during TEVAR Speaker: Alessia Giaquinta
16.19	Validation of the accuracy of motor evoked potentials in open TAAA surgery Speaker: Michael Jacobs
16.25	Aortic stiffness and cardiac function after open or endovascular aortic aneurysm treatment Speaker: Antonio Freyrie
16.31	New updates in PAPA ARTIS trial Speaker: Christian D. Etz
16.37-16.44	Discussion
16.45-16.57	Keynote Lecture JOSEPH S. COSELLI TAAA organ protection



- Keynote Lecturers are allowed 12 minutes for their lecture.
- Speakers are allowed 5 minutes for their talk.
- Presenters are allowed 4 minutes for their edited video case.




HOME

17.00-18.12	SESSION 17 Thoraco-abdominal aortic aneurysm Moderators: Nabil Chakfè Michael Jacobs Fabio Verzini
17.01	Edited Video Case FET: how we do it Presenter: Alessandro Castiglioni 
17.06	Off-the-shelf fenestrated arch repair with a scallop and a single preloaded fenestration could be better than off-the-shelf single branch repair for the LSA Speaker: Nikolaos Tsilimparis
17.12	Risk of interval aortic events between staged aortic procedures Speaker: Bernardo C. Mendes
17.18	T-branch in TAAA - pitfalls and complications Speaker: Benjamin Chua
17.24	Ascending aorta and aortic arch surgery as first stage for endo or open repair of TAA and TAAA Speaker: Angelo L. Nobre
17.30	How to cope with bleeding in FET surgery Speaker: Heinz Jakob
17.36	Inner branches endografts for TAAA Speaker: Marcelo Ferreira
17.42	Long-term outcomes of FEVAR for pararenal aneurysms; 15-year experience in Nürnberg Speaker: Eric Verhoeven
17.48-17.59	Discussion
18.00-18.12	Keynote Lecture GUSTAVO S. ODERICH Large prospective endo TAAA effectiveness



- Keynote Lecturers are allowed 12 minutes for their lecture.
- Speakers are allowed 5 minutes for their talk.
- Presenters are allowed 4 minutes for their edited video case.




◀ **HOME**

07.45-08.14	ROUND TABLE Unmet needs for new technologies in aortic disease Moderator: Vicente Riambau
	Panellists: Giancarlo Accarino Federico Araujo Oliveira Mohamed Hosny Armando C. Lobato Jimmy Tan



HOME


08.15-09.17	SESSION 18 Aortic genetics & other interesting topics Moderators: Antonio Freyrie Massimo Lenti Gustavo S. Oderich	
08.16	Edited Video Case Standardized PMEG to treat urgent complex AAA Presenter: Carlos Timaran	
08.21	How an inner branch graft can be a useful tool in the treatment of juxta and pararenal aortic aneurysm; could it be an alternative of a fenestrated graft? Speaker: Giovanni Pratesi	
08.27	Open repair of AAA with a fast track protocol: results in octogenarians Speaker: Efrem Civilini	
08.33	Total transfemoral access is associated with improved outcomes compared to upper extremity access during fenestrated-branched endovascular repair of complex aortic aneurysms Speaker: Grace C. Mulatti	
08.39	Endovascular treatment of complex aortic diseases in patients with genetic aortopathy: results from an international multicenter study Speaker: Anders Wanhainen	
08.45	Connective tissue disorders in the EVICTUS era Speaker: James Black	
08.51	Transcriptomics in Marfan syndrome Speaker: Alessandro Pini	
08.57-09.04	Discussion	
09.05-09.17	Keynote Lecture JOHN A. ELEFTERIADES Indications for aortic replacement: moving beyond size	



- Keynote Lecturers are allowed 12 minutes for their lecture.
- Speakers are allowed 5 minutes for their talk.
- Presenters are allowed 4 minutes for their edited video case.



HOME


09.20-10.22	SESSION 19 Supra-aortic / Carotid arteries Moderators: Young M. Erben Gianluca Faggioli Francesco Intrieri	
09.21	Edited Video Case Surgical resection of carotid body tumor Presenter: Dittmar Böckler	
09.26	TCAR is less cost efficient than CEA Speaker: Michel S. Makaroun	
09.32	Early post-operative outcome after carotid artery endarterectomy with bifurcation advancement Speaker: Zoran Rancic	
09.38	Carotid revascularization after acute cerebral ischemia. Is it possible? Is it safe? Speaker: Arno von Ristow	
09.44	Routine delayed shunting in carotid endarterectomy for symptomatic patients Speaker: Irene Morelli	
09.50	Carotid in-stent restenosis: predictors and best therapeutic approach Speaker: Jacques Busquet	
09.56	Optimal treatment for carotid artery dissection Speaker: Felice Pecoraro	
10.02-10.09	Discussion	
10.10-10.22	Keynote Lecture IGOR KONCAR Stratification AI tool for patients with carotid disease	



- Keynote Lecturers are allowed 12 minutes for their lecture.
- Speakers are allowed 5 minutes for their talk.
- Presenters are allowed 4 minutes for their edited video case.



HOME

10.25-11.27	SESSION 20 EVAR complicated / Ruptured AAA Moderators: Stefano Michelagnoli Erica Mitchell Pasqualino Sirignano
10.26	Edited Video Case Type IV TAAA open repair Presenter: Laurent Chiche 
10.31	Managing Type III C endoleak Speaker: Mark A. Farber
10.37	Survey on diagnosis. Management and prevention of Type II endoleak Speaker: Kevin Mani
10.43	Endograft explantation: is semi-conversion an option? Speaker: Benjamin Starnes
10.49	Comparing the ESVS and SVS AAA guidelines: what is new and different in 2024 Speaker: Ronald L. Dalman
10.55	Waiting time reduction for custom-made fenestrated-branched endovascular endografts through dedicated physician-specialist web-meeting case planning Speaker: Michele Piazza
11.01	Prognostic risk score for open repair of ruptured AAA Speaker: Raffaella Berchiolli
11.07-11.14	Discussion
11.15-11.27	Keynote Lecture MICHEL S. MAKAROUN Open conversion for failed EVAR



- Keynote Lecturers are allowed 12 minutes for their lecture.
- Speakers are allowed 5 minutes for their talk.
- Presenters are allowed 4 minutes for their edited video case.



HOME


11.30-12.32	SESSION 21 Advancements in diagnosis Moderators: Francesco De Cobelli Bijian Modarai Giovanni Simonetti
11.31	Edited Video Case Enhancing outcomes of endovascular treatment for acute Type B dissection through IVUS guidance Presenter: Francesco Setacci
11.36	Change of thoracic geometry after treatment by TEVAR Speaker: Mariangela De Masi
11.42	Dual-layer spectral CT for the aorta Speaker: Massimo Venturini
11.48	Use of optical fiber guidance to reduce radiation exposure during complex endovascular aortic procedures Speaker: Frédéric Cochenec
11.54	Endovascular treatment of pulmonary embolism: how I do it Speaker: Gianpaolo Carrafiello
12.00	Coronary CT for patients with TAAA Speaker: Antonio Esposito
12.06	Advancing TEVAR treatment through computational analysis aneurysms Speaker: Santi Trimarchi
12.12-12.19	Discussion
12.20-12.32	Keynote Lecture THANILA A. MACEDO State-of-the-art imaging for follow up in patients with aortic endovascular interventions
12.35-12.44	WINNERS OF THE YOUNG INVESTIGATORS COMPETITION
12.45-13.29	LUNCH



- Keynote Lecturers are allowed 12 minutes for their lecture.
- Speakers are allowed 5 minutes for their talk.
- Presenters are allowed 4 minutes for their edited video case.



HOME

13.30-14.32	SESSION 22 Aorta & peripheral arteries Moderators: Enrico Ascher Giovanni Colacchio Sonia Ronchey	
13.31	Edited Video Case Neoaortoiliac system – how I do it Presenter: James Black	
13.36	Update on BeGlory registry with >300 CERAB cases Speaker: Barend Mees	
13.42	CERAB in 2024: how to do it? The next step Speaker: Nilo Mosquera	
13.48	DEB in peripheral arterial angioplasty: state-of-the-art and indications Speaker: Gian Franco Veraldi	
13.54	Durability of FEVAR over 20 years – is it getting better? Speaker: Michael Jenkins	
14.00	Endovascular treatment of obstructive aorto-iliac lesion with covered stent Speaker: Giovanni Nano	
14.06	How I treat endovascular TASC C&D lesions Speaker: Claudio Bianchini Massoni	
14.12-14.19	Discussion	
14.20 - 14.32	Keynote Lecture ERIC VERHOEVEN The 10 most important lessons I learnt after 30 years of vascular surgery	



- Keynote Lecturers are allowed 12 minutes for their lecture.
- Speakers are allowed 5 minutes for their talk.
- Presenters are allowed 4 minutes for their edited video case.



HOME


14.35-15.47	SESSION 23 Aortic procedures Moderators: Stefano Camparini Franco Grego To be defined
14.36	Edited Video Case Aortic trauma in young patient: the cardiovascular long term remodeling Presenter: Valerio Tolva
14.41	Type III endoleaks: prevention, diagnosis, treatment Speaker: Nabil Chakfè
14.47	Treatment option for juxta and pararenal aneurysms. Results of a multicenter study and meta-analysis Speaker: Lazar B. Davidovic
14.53	Abdominal aortic aneurysm in women Speaker: Armando C. Lobato
14.59	Renal branches x-crossing outcomes in endovascular treatment of aortic aneurysms using off the shelf branched graft Speaker: Wassim Mansour
15.05	Midterm results on iliac branch devices for aorto-iliac or isolated iliac aneurysms: the experience from a multicenter south Italy registry Speaker: Umberto Bracale
15.11	i-BEVAR off the shelf device in chronic aortic dissection with narrow true lumen Speaker: Giovanni Tinelli
15.17	Comparative long-term results and cost-effectiveness of iliac branch endoprotheses procedures Speaker: Andrea Kahlberg
15.23-15.34	Discussion
15.35-15.47	Keynote Lecture RONALD L. DALMAN Update on AAA disease clinical trials



- Keynote Lecturers are allowed 12 minutes for their lecture.
- Speakers are allowed 5 minutes for their talk.
- Presenters are allowed 4 minutes for their edited video case.



HOME


15.50-16.57	SESSION 24 Complex aortic aneurysms Moderators: Barend Mees Flavio Peinetti Raffaele Pulli
15.51	Edited Video Case Hybrid stent grafting technique for hostile renal arteries in BEVAR Presenter: Enrico Gallitto 
15.56	Edited Video Case Endovascular treatment of an aortic arch residual dissection Presenter: Michele Antonello 
16.01	Open repair of juxtarenal aortic aneurysm repair Speaker: Dittmar Böckler
16.07	Value of standardized chimney technique for juxtarenal aortic aneurysm repair: indications, limits, and results Speaker: Rocco Giudice
16.13	Best choice in bridging stent-grafts for branches Speaker: Eric Verhoeven
16.19	Semi branches: new alternative for the treatment of the complex aortic aneurysms Speaker: Jorge Fernandez Noya
16.26	Physician modified endografts – when, why and how? Speaker: Bernardo C. Mendes
16.31	Bailout strategies after failed BEVAR or PMEG with chimneys and periscopes Speaker: Fernando Gallardo
16.37-16.44	Discussion
16.45-16.57	Keynote Lecture BENJAMIN STARNES Physician modified endografts are here to stay: my philosophy and approach



- Keynote Lecturers are allowed 12 minutes for their lecture.
- Speakers are allowed 5 minutes for their talk.
- Presenters are allowed 4 minutes for their edited video case.




HOME

17.00-17.49	SESSION 25 Difficult problems and solutions Moderators: Domenico Angiletta Raffaello Bellosta Horatiu Moldovan
17.01	Edited Video Case Erectile dysfunction - Arterial stenting and venous leak embolization techniques Presenter: Benjamin Chua 
17.06	Tips & tricks for removing infected aortic endografts Speaker: Laurent Chiche
17.12	Extensive pulmonary resections with great vessels involvement Speaker: Giulia Veronesi
17.18	The endoluminal treatment for challenge anatomy of the AAA Speaker: Chang Shu
17.24	Endovascular repair for popliteal artery aneurysm with a non specific device Speaker: Enrico Leo
17.30	The true significance of Type II endoleaks Speaker: Salma El Batti
17.36	Genicular arteries embolization for refractory pain treatment Speaker: Benjamin Chua
17.42-17.49	Discussion



- Keynote Lecturers are allowed 12 minutes for their lecture.
- Speakers are allowed 5 minutes for their talk.
- Presenters are allowed 4 minutes for their edited video case.



HOME

17.50-18.39	SESSION 26 Type B aortic dissection and EVAR Moderators: Laurent Chiche To be defined
17.51	Edited Video Case Open repair of chronic Type B dissection repair: is there still a role? Presenter: Yamume Tshomba
17.56	Management of Type A DAA with malpersuion: how to improve survival Speaker: Jimmy Tan
18.02	Insight from an Italian Delphi Consensus on EVAR feasibility outside the instruction for use - The SAFE EVAR Study Speaker: Pasqualino Sirignano
18.08	Long-term results of F/BEVAR in young and it patients: are we facing a new gold standard for patients with complex aortic aneurysm? Speaker: Ciro Ferrer
18.14	Renal perfusion for suprarenal aortic clamping Speaker: Diletta Loschi
18.20	Gender-related differences in Type B aortic dissection Speaker: Alice C. Lopes
18.26	Preliminary outcomes of chronic Type B aortic dissections treated with fenestrated stent-graft Speaker: Stefano Gennai
18.32-18.39	Discussion
18.40-18.45	Closing Remarks



- Keynote Lecturers are allowed 12 minutes for their lecture.
- Speakers are allowed 5 minutes for their talk.
- Presenters are allowed 4 minutes for their edited video case.